



SERIE "AC"



AC-101 (12x6)
0.225 kg. - 0.496 lbs.
AC-102/F (14x6)
0.264 kg. - 0.582 lbs.
AC-126 - (8x8)
0.201 kg. - 0.446 lbs.
AC-127 (10x10)
0.310 kg. - 0.685 lbs.

mm. 82 x 140
Inch 3¹/₄ x 5⁴/₈



AC-201 (12x6)
0.290 kg. - 0.639 lbs.
AC-202/F (14x6)
0.339 kg. - 0.747 lbs.
AC-227 (10x10)
0.400 kg. - 0.883 lbs.
AC-214 (16x8)
0.522 kg. - 1.150 lbs.
AC-205 (12x12)
0.582 kg. - 1.282 lbs.

mm. 105 x 165
Inch 4¹/₈ x 6⁴/₈



AC-301 (12x6)
0.562 kg. - 1.239 lbs.
AC-302/F (14x6)
0.659 kg. - 1.452 lbs.
AC-314 16x8
1.004 kg. - 2.213 lbs.
AC-305 (12x12)
1.130 kg. - 2.491 lbs.
AC-306 (20x6)
0.940 kg. - 2.072 lbs.

mm. 180 x 330
Inch 7¹/₈ x 13"



AC-401 (12x6)
0.464 kg. - 1.023 lbs.
AC-402/F (14x6)
0.554 kg. - 1.221 lbs.
AC-414 (16x8)
0.828 kg. - 1.825 lbs.
AC-405 (12x12)
0.932 kg. - 2.054 lbs.
AC-406 (20x6)
0.780 kg. - 1.719 lbs.
AC-404 (25x8)
1.288 kg. - 2.845 lbs.

mm. 160 x 375
Inch 6²/₈ x 14⁶/₈

REPLACEMENT FOR
OLD AC-5



AC-501 (12x6)
0.365 kg. - 0.804 lbs.
AC-502/F (14x6)
0.428 kg. - 0.943 lbs.
AC-514 (16x8)
0.653 kg. - 1.439 lbs.
AC-505 (12x12)
0.735 kg. - 1.620 lbs.
AC-506 (20x6)
0.612 kg. - 1.349 lbs.
AC-504 (25x8)
1.013 kg. - 2.238 lbs.


mm. 140 x 235
Inch 5⁴/₈ x 9²/₈



AC-601 (12x6)
0.540 kg. - 1.190 lbs.
AC-602/F (14x6)
0.638 kg. - 1.395 lbs.
AC-614 (16x8)
0.964 kg. - 2.124 lbs.
AC-605 (12x12)
1.085 kg. - 2.391 lbs.
AC-606 (20x6)
0.904 kg. - 1.992 lbs.
AC-604 (25x8)
1.498 kg. - 3.312 lbs.

mm. 215 x 300
Inch 8⁷/₁₆ x 11¹³/₁₆

BIG SIZE SCROLLS WILL NOT MAINTAIN A STANDARD
DIMENSION, WHEN MANUFACTURED BY SMALL SECTION (e.g. 12x6)



AC-701 (12x6)
0.840 kg. - 1.856 lbs.
AC-714 (16x8)
1.506 kg. - 3.319 lbs.
AC-705 (12x12)
1.695 kg. - 3.736 lbs.
AC-706 (20x6)
1.413 kg. - 3.114 lbs.
AC-703 (20x8)
1.884 kg. - 4.152 lbs.
AC-704 (25x8)
2.335 kg. - 5.146 lbs.

mm. 300 x 500
Inch 11¹³/₁₆ x 19¹¹/₁₆



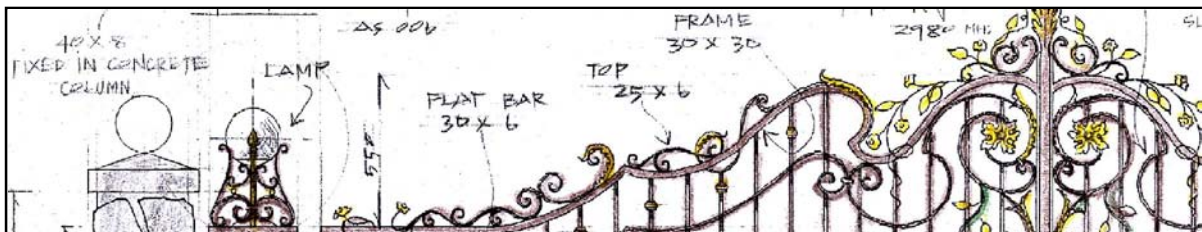
AC-801 (12x6)
0.374 kg. - 0.824 lbs.
AC-802/F (14x6)
0.438 kg. - 0.965 lbs.
AC-814 (16x8)
0.668 kg. - 1.472 lbs.
AC-805 (12x12)
0.751 kg. - 1.655 lbs.
AC-806 (20x6)
0.626 kg. - 1.380 lbs.
AC-804 (25x8)
1.038 kg. - 2.293 lbs.

mm. 120 x 300
Inch 4⁷/₈ x 11⁶/₈



AC-901 (12x6)
(0.422 kg.) - 0.930 lbs.
AC-902/F (14x6)
0.494 kg. - 1.089 lbs.
AC-914 (16x8)
0.753 kg. - 1.660 lbs.
AC-905 (12x12)
0.848 kg. - 1.869 lbs.
AC-906 (20x6)
0.707 kg. - 1.558 lbs.
AC-904 (20x8)
1.172 kg. - 2.588 lbs.

mm. 160 x 270
Inch 6⁵/₁₆ x 10⁵/₈



copy right re production prohibited



SERIE "B"



B-101 (12x6)
0.242 kg. - 0.240 lbs.
B-102/F (14x6)
0.283 kg. - 0.624 lbs.
B-126 - (8x8)
0.216 kg. - 0.476 lbs.
B-127 - (10x10)
0.335 kg. - 0.739 lbs.

mm. 75 x 255
Inch. 3" x 10¹/₁₆



B-301 (12x6)
0.275 kg. - 0.606 lbs.
B-302/F (14x6)
0.323 kg. - 0.712 lbs.
B-314 (16x8)
0.492 kg. - 1.084 lbs.
B-306 (20x6)
0.462 kg. - 1.018 lbs.

mm. 75 x 220
Inch. 3" x 8¹¹/₁₆



B-202/F (14x6)
0.438 kg. - 0.965 lbs.
B-205 (12x12)
0.751 kg. - 1.655 lbs.
B-214 (16x8)
0.668 kg. - 1.472 lbs.
B-206 (20x6)
0.626 kg. - 1.380 lbs.

mm. 95 x 390
Inch. 3-3/4" x 15-1/2"



B-601 (12x6)
0.354 kg. - 0.780 lbs.
B-602/F (14x6)
0.415 kg. - 0.915 lbs.
B-614 (16x8)
0.633 kg. - 1.395 lbs.
B-606 (20x6)
0.593 kg. - 1.307 lbs.

mm. 70 x 375
Inch. 2⁷/₈ x 14⁶/₈



B-401 (12x6)
0.562 kg. - 1.239 lbs.
B-402/F (14x6)
0.659 kg. - 1.452 lbs.
B-405 (12x12)
1.130 kg. - 2.491 lbs.
B-414 (16x8)
1.004 kg. - 2.213 lbs.
B-406 (20x6)
0.940 kg. - 2.072 lbs.
B-416/F (Dia 12)
0.888 kg. - 1.957 lbs.

mm. 110 x 640
Inch. 4⁵/₁₆ x 25³/₁₆



B-501 (12x6)
0.562 kg. - 1.239 lbs.
B-502/F (14x6)
0.659 kg. - 1.452 lbs.
B-505 (12x12)
1.130 kg. - 2.491 lbs.
B-514 (16x8)
1.004 kg. - 2.213 lbs.
B-506 (20x6)
1.256 kg. - 2.768 lbs.
B-516/F (Dia 12)
0.888 kg. - 1.957 lbs.

mm. 110 x 640
Inch. 4⁵/₁₆ x 25³/₁₆



B-801 (12x6)
0.629 kg. - 1.386 lbs.
B-802/F (14x6)
0.738 kg. - 1.627 lbs.
B-805 (12x12)
1.266 kg. - 2.790 lbs.
B-814 (16x8)
1.124 kg. - 2.477 lbs.
B-806 (20x6)
1.407 kg. - 3.101 lbs.
B-816/F (Dia 12)
0.995 kg. - 2.193 lbs.

mm. 180 x 650
Inch. 7¹/₈ x 25⁹/₁₆



B-901 (12x6)
0.568 kg. - 1.252 lbs.
B-902/F (14x6)
0.666 kg. - 1.468 lbs.
B-905 (12x12)
1.141 kg. - 2.515 lbs.
B-914 (16x8)
1.014 kg. - 2.235 lbs.
B-906 (20x6)
0.951 kg. - 2.096 lbs.
B-916/F (Dia 12)
0.897 kg. - 1.977 lbs.

mm. 150 x 500
Inch. 5⁷/₈ x 19¹¹/₁₆


SNAP-ONS

Panels for existing fencing or grills with bars 12 mm
(Upon request we produce with space good for 1/2" bars)


Sample on Bar 12 x 12



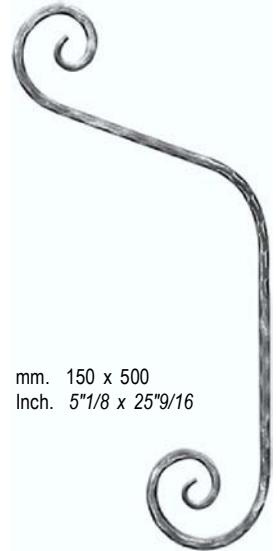
B-1001 (12x6)
1.150 kg. - 2.535 lbs.
B-1002/F (14x6)
1.393 kg. - 3.070 lbs.
mm. 170 x 410
Inch. 6¹¹/₁₆ x 16¹/₈



B-1101 (12x6)
0.730 kg. - 1.609 lbs.
B-1102/F (14x6)
0.920 kg. - 2.028 lbs.
mm. 220 x 250
Inch. 8⁵/₈ x 9¹³/₁₆



B-1201 (12x6)
0.666 kg. - 1.468 lbs.
B-1202/F (14x6)
0.781 kg. - 1.721 lbs.
mm. 175 x 220
Inch. 6⁷/₈ x 8¹¹/₁₆



mm. 150 x 500
Inch. 5⁷/₈ x 25⁹/₁₆

B-701 (12x6)
0.742 kg. - 1.635 lbs.
B-702/F (14x6)
0.870 kg. - 1.917 lbs.
B-705 (12x12)
1.492 kg. - 3.288 lbs.
B-714 (16x8)
1.325 kg. - 2.920 lbs.
B-706 (20x6)
1.658 kg. - 3.654 lbs.
B-716/F (Dia 12)
1.172 kg. - 2.583 lbs.